

Keeping Your Dock Shipshape: Essential Maintenance and Beyond

A guide to protecting and
prolonging the life
of your floating dock system

Pacific Coast Congress Meeting:
Berkeley, CA. – April 2026



THE WORLD'S MOST
COMPREHENSIVE
MARINA BUILDER

A GUIDE TO PROLONGING THE LIFE OF YOUR MARINA

01

Marina System Maintenance

Aluminum, Concrete, Steel, Timber

02

Hardware & Wear Item Protection and Maintenance

Cleats, pile rollers, fendering & stain removal

03

Electrical, Mechanical, and Appurtenance Systems

Guidelines for dock utilities

04

Freeboard & Gangways

Monitoring your dock's flotation and your gangway's condition



THE WORLD'S MOST
COMPREHENSIVE
MARINA BUILDER

bellingham-marine.com

ALUMINUM,
STEEL, &
TIMBER
FRAMED
SYSTEMS

Bellingham


MARINE®

THE WORLD'S MOST
COMPREHENSIVE
MARINA BUILDER




















CONCRETE
SYSTEMS



THE WORLD'S MOST
COMPREHENSIVE
MARINA BUILDER



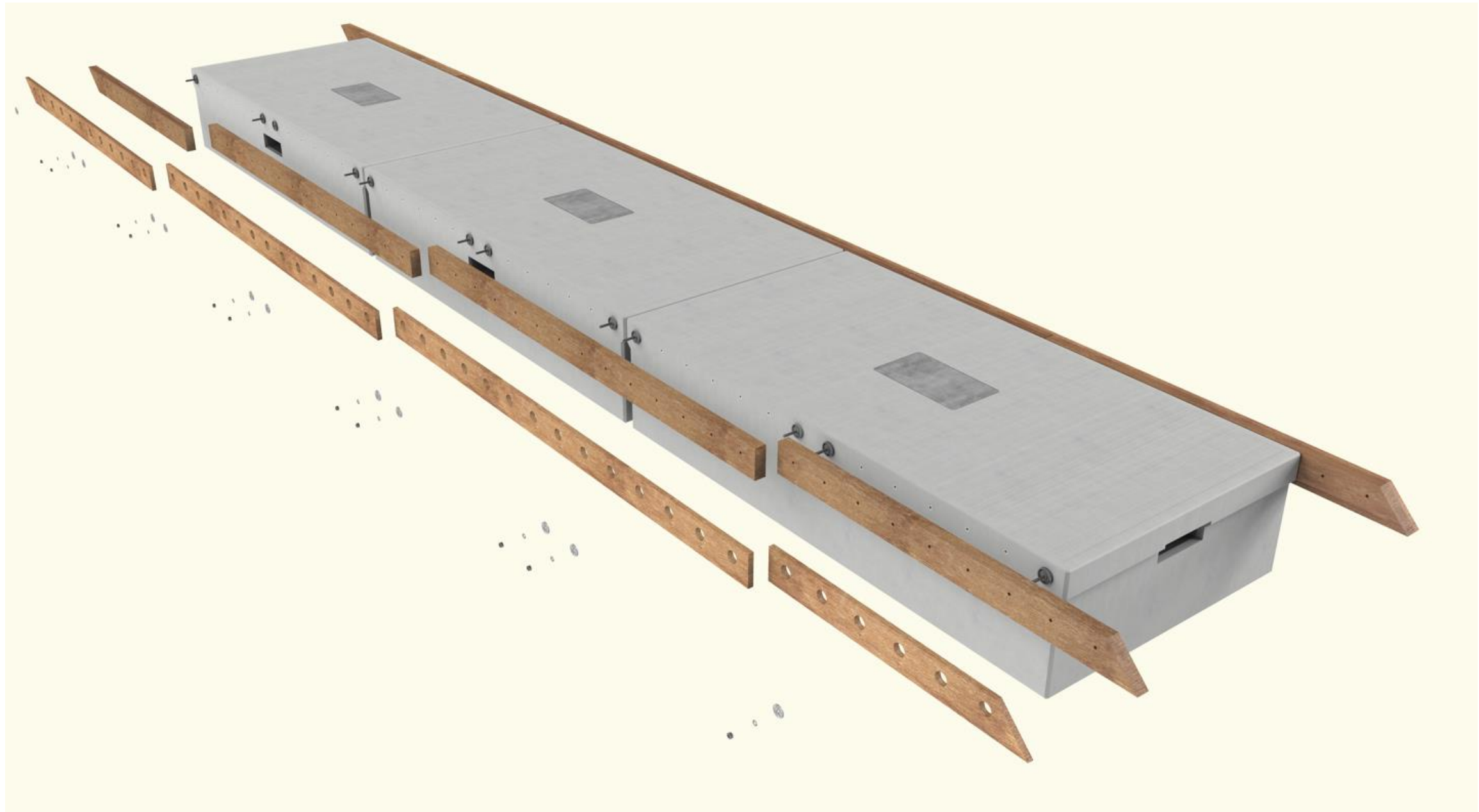
BUILDERS' CONCRETE

UNIFLOAT

US PAT NO RE 24887

3091203 8128737

1972























HARDWARE &
WEAR ITEM
PROTECTION &
MAINTENANCE



THE WORLD'S MOST
COMPREHENSIVE
MARINA BUILDER

ANNUAL PRACTICE


Annual: Re-tighten the complete system.

Semi-Annual: Re-tighten trouble spots.

Also includes: Starboard filler screws (polymer filler panel),
pile roller bolts, cleat bolts & ramp areas.













MISCELLANEOUS COMPONENTS

Cleats

Check annually. Wood walers shrink over time — re-tighten galvanized or cast almag cleats as needed.



Vinyl Fendering

Keep tight with aluminum or stainless nails. Re-nail loose spots immediately. Clean with standard commercial cleaners.



Pile Rollers & Pads

Inspect for wear and flat spots. Adjust up to the pile as needed. Replace individually if excessively worn.



Stain Removal

Grease/Oil: Oil-Sorb or muriatic acid + Oil-Sorb. Rust: concrete rust remover (Singerman Labs). Bird droppings: fiber bristle brush only — no wire brushes.



Locker & Fire Boxes

Clean with soft cleanser (e.g. Soft Scrub) and clear water rinse. Restore faded fiberglass color with polishing wax.



Debris

In high-debris areas, regularly check that no floating debris is lodged between or underneath float modules.



MATERIAL CARE GUIDE

CONCRETE



Chips and spalls can occur from impact. Patch with standard repair products such as Sona Patch or Sika 123. Follow product instructions for best results.

WOOD



Douglas Fir S4S, Glu-laminated Timber, or SYP preservative treated. Gap end joints for flexibility. Field cuts must be treated with copper-base compound.
⚠ Treated wood chemicals are hazardous — handle and dispose with care.

STEEL



Inspect steel components for corrosion or physical damage. Replace or repair as needed. Stainless and mild steel, hot-dip galvanized. Field modifications should be treated with cold galvanizing compound. Use standard washers for steel-to-steel connections.

STARBOARD



Components are typically ½" Dolphin Grey Starboard. Check periodically and replace if excessive wear is found.


* Snow & Ice: Remove manually — do NOT use de-icing salts or chemicals, which damage concrete surfaces.

ELECTRICAL,
MECHANICAL,
APPURTENANCE
SYSTEM
MAINTENANCE



THE WORLD'S MOST
COMPREHENSIVE
MARINA BUILDER









ELECTRICAL & MECHANICAL SYSTEMS

⚠ Any electrical problems beyond the gangway should be referred to a licensed contractor AND should have USL&H Insurance coverage as required by USCG.

ELECTRICAL

- Broken or improperly used electrical outlets should be repaired immediately.
- Berth users must be alerted to dangers of electricity near water.
- Refer all transformer, switchgear, and power center issues to a licensed electrician.

MECHANICAL

- Know the locations of all water shut-off valves . Drain or shut off in cold weather.
- Repair leaking faucets promptly as this can lead to damaged walers and create slip hazards.
- Fire standpipes, hose cabinets, and extinguishers require annual service.
- Ensure local fire department is familiar with your marina's fire protection layout.

FREEBOARD &
GANGWAY
MAINTENANCE
& CARE



THE WORLD'S MOST
COMPREHENSIVE
MARINA BUILDER





FREEBOARD & GANGWAYS

FREEBOARD

Each marina has a custom freeboard designed by BMI before manufacture.

Sea Growth: Growth up to 1½"–2" is typically factored in. In warm water climates, more frequent scraping of float sides may be needed to maintain proper freeboard levels.

Monitor your dock's waterline regularly and report unusual changes in flotation height to Bellingham Marine.

GANGWAYS

Twice Per Year

Visually inspect all welds along top rails and truss system, including barrel hinges.

Storms

Secure transition ramps in upright position with ratchet straps to prevent sticking in negative position. Reinspect gangway welds and underside, including any utility rack systems after storms.



MAINTENANCE LOGGING

Accurate records help identify recurring issues, verify warranty compliance, and protect your investment. Your Maintenance Log should capture:

DATE	ACTIVITY	CREW	SUPERVISOR
Date the maintenance was performed	Type of maintenance completed	Personnel who performed the work	Initials of the maintenance supervisor

A Maintenance Log template is included in your project closeout documents. This log will identify areas requiring scheduled maintenance on a recurring basis and serves as a written record of all preventative maintenance performed.